


## Sample

## Analysis ID: A5052-1

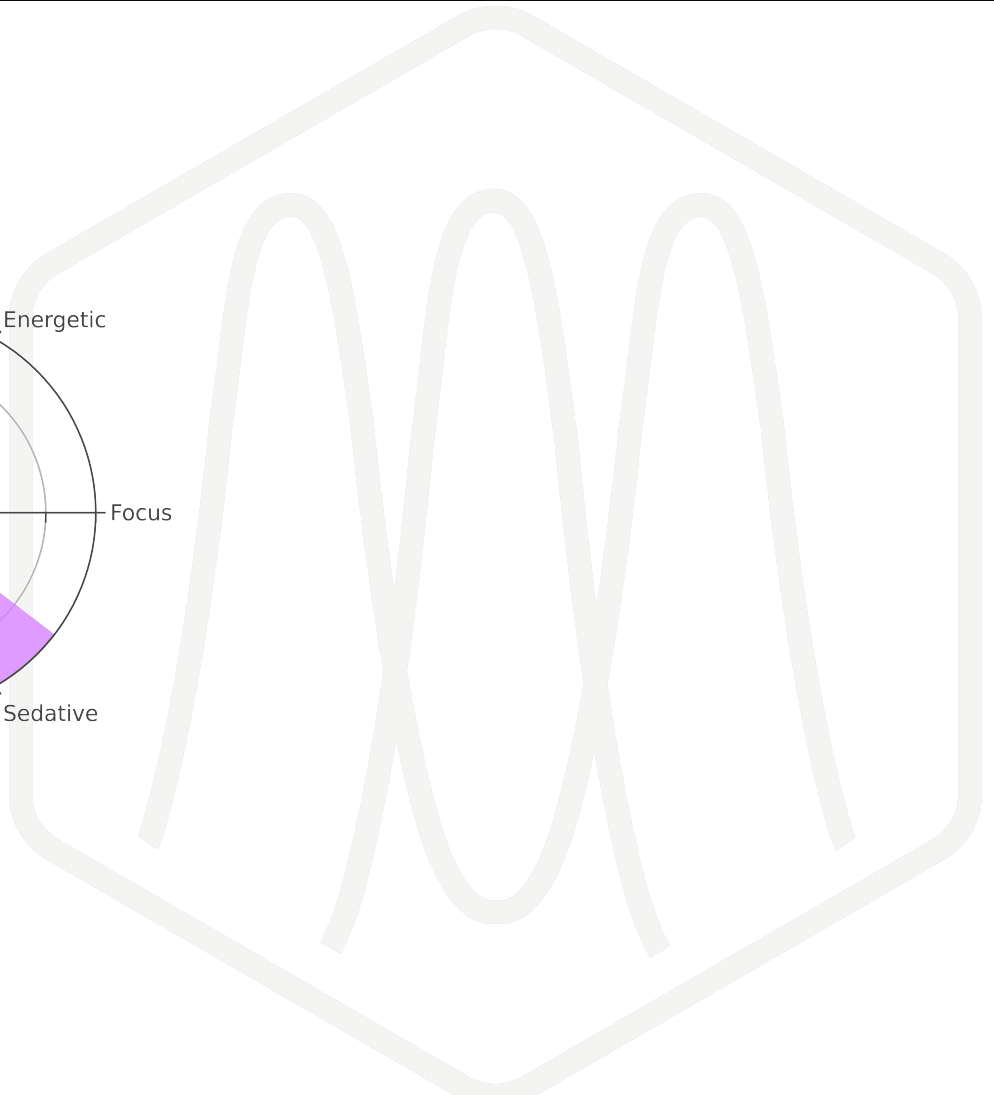
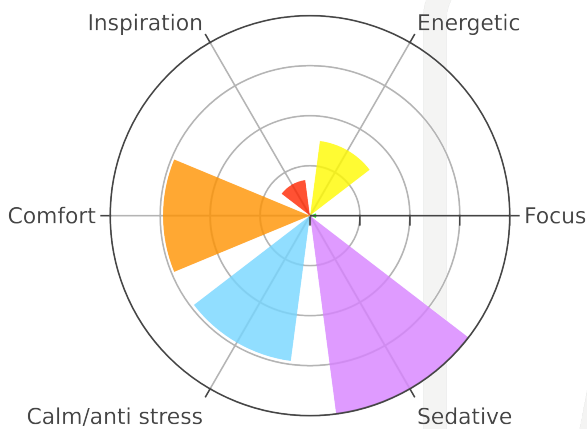
## Customer

Product description: /	Method id: GC-FID full spectrum_v1.0	Club Animo
Batch number: CG-CA Breems oplcl Nederlands	Date of aquisition: 2023-05-16	Vest 18
Sample type: biomass	Date of processing: 2023-05-17	2801 VE Gouda
SFP id: V4666	Date of approval: /	
Sample received date: 2023-05-16	Remarks: /	
Remarks: /		



Total THC %	18.24
Total CBD %	0.07
Total CBG %	0.37
Total cannabinoids %	19.41
Total terpenes %	1.30

## Effects Hexagon



## Cannabinoids

Short	Substance name	Assay	Unit	M.U.
CBDV	Cannabidivarin	ND	w/w %	ND
RT13.14	RT_13.14 M=314	ND	w/w %	ND
THCV	Tetrahydrocannabivarin	0.10	w/w %	0.04
CBL	Cannabicyclol	ND	w/w %	ND
CBD	Cannabidiol	0.07	w/w %	0.03
CBC	Cannabichromene	0.24	w/w %	0.07
iso-THC	$\Delta$ 8-iso-Tetrahydrocannabinol	ND	w/w %	ND
RT14.42	RT_14.42 M=330	ND	w/w %	ND
RT14.31	RT_14.31_M_314	ND	w/w %	ND
CBE	Cannabielsoin	0.33	w/w %	0.10
$\Delta$ 8-THC	$\Delta$ 8-tetrahydrocannabinol	ND	w/w %	ND
$\Delta$ 9-THC	$\Delta$ 9-tetrahydrocannabinol	18.24	w/w %	2.37
CBG	Cannabigerol	0.37	w/w %	0.11
CBN	Cannabinol	0.07	w/w %	0.03
RT15.42	RT_15.42 M=332	ND	w/w %	ND
RT16.05	RT_16.05 M=348	ND	w/w %	ND

Method of Analysis: GC-FID (Gas Chromatography with Flame Ionization Detection). The determined measurement uncertainty (M. U.) is always given in the same unit as specified result. LOQ = Values below quantification limit of 0.02 % (respectively 200 mg/kg). ND = Not Detected - below detection limit (lower than 0.01 % respectively 100 mg/kg).

## Main terpenes

Short	Substance name	Assay	Unit	M.U.
APINE	alpha-Pinene	0.02	w/w %	0.01
CAMP	Camphene	<LOQ	w/w %	ND
SABI	Sabinen	ND	w/w %	ND
BPINE	beta-Pinene	0.02	w/w %	0.01
MYRC	Myrcene	0.16	w/w %	0.07
PHELA	alpha-Phellandrene	ND	w/w %	ND
LIMON	D-Limonene	0.33	w/w %	0.10
EUCA	Eucalyptol	ND	w/w %	ND
GTERP	gamma-Terpinene	ND	w/w %	ND
TERPI	Terpinolene	<LOQ	w/w %	ND
LINAL	Linalool	0.22	w/w %	0.06
BOCIM	beta-Ocimene	ND	w/w %	ND
BORN	Borneol	<LOQ	w/w %	ND
ATERP	alpha-Terpineol	<LOQ	w/w %	ND
GERA	Geraniol	ND	w/w %	ND
EUGEN	Eugenol	ND	w/w %	ND
BCARY	beta-Caryophyllene	0.27	w/w %	0.08
HUMU	alpha-Humulene	0.08	w/w %	0.03
VALEN	Valencene	ND	w/w %	ND
CAROO	Caryophyllene oxide	<LOQ	w/w %	ND

Method of Analysis: GC-FID (Gas Chromatography with Flame Ionization Detection). The determined measurement uncertainty (M. U.) is always given in the same unit as specified result. LOQ = Values below quantification limit of 0.02 % (respectively 200 mg/kg). ND = Not Detected - below detection limit (lower than 0.01 % respectively 100 mg/kg).

## Other Terpenes assay results

Short	Substance name	Assay	Unit	M.U.
ZBOC	(Z)-beta-Ocimene	ND	w/w %	ND
CAMPH	Camphor	ND	w/w %	ND
CITRN	Citronellal	ND	w/w %	ND
MENTH	Menthone	ND	w/w %	ND
TEROL	$\gamma$ -Terpineol	ND	w/w %	ND
CITOL	Citronellol	ND	w/w %	ND
NEROL	Nerol	ND	w/w %	ND
PULEG	Pulegone	ND	w/w %	ND
DCARV	d-Carvone	ND	w/w %	ND
CNER	cis-Nerolidol	ND	w/w %	ND
TNER	trans-Nerolidol	<LOQ	w/w %	ND
GUAOL	Guaiol	0.03	w/w %	0.01
LEVO	alpha-Bisabolol	0.08	w/w %	0.03

Method of Analysis: GC-FID (Gas Chromatography with Flame Ionization Detection). The determined measurement uncertainty (M. U.) is always given in the same unit as specified result. LOQ = Values below quantification limit of 0.02 % (respectively 200 mg/kg). ND = Not Detected - below detection limit (lower than 0.01 % respectively 100 mg/kg).

This certificate was autogenerated after approval.

