
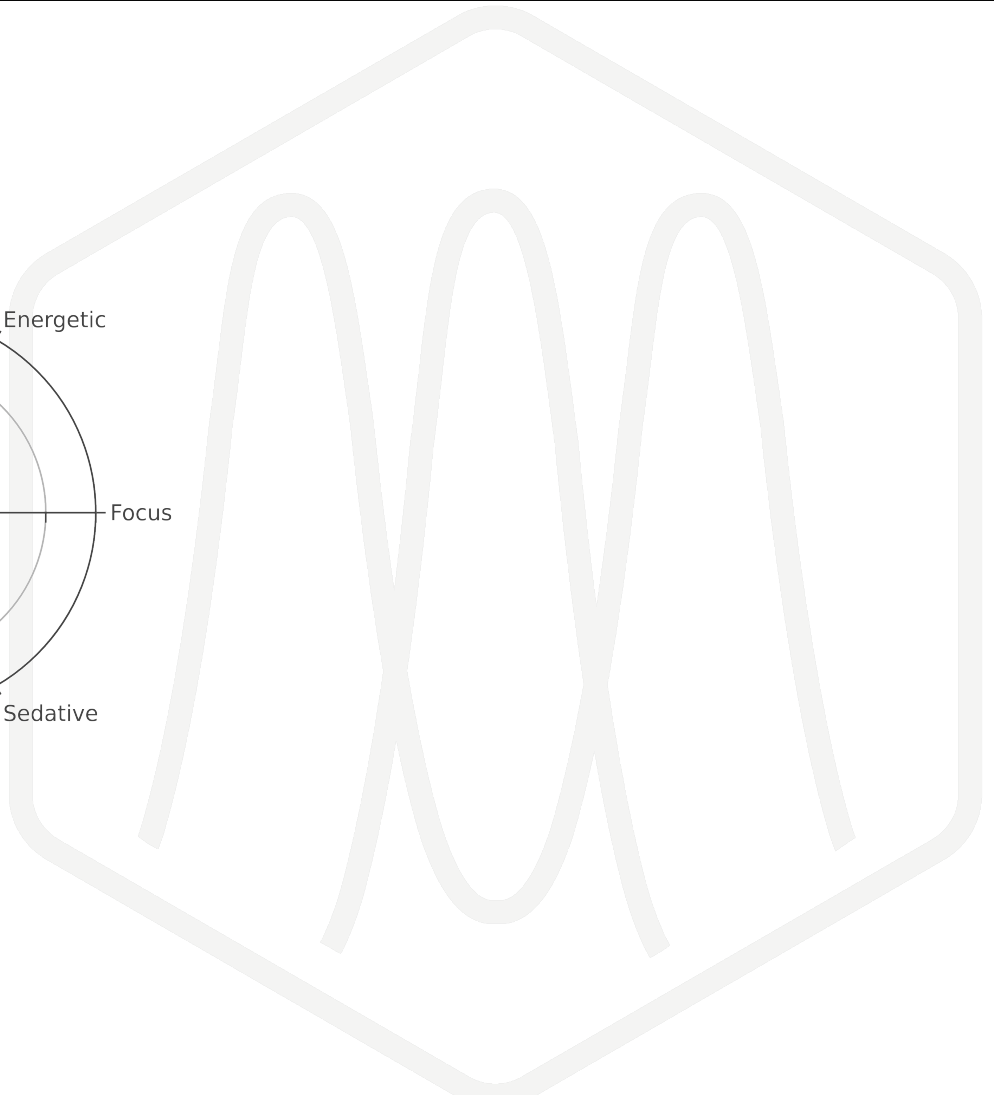
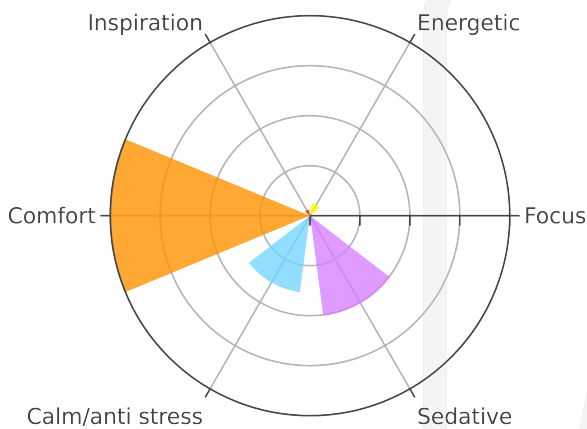


Flower	Analysis ID: A6029-1	Customer
Product description: /	Method id: GC-FID full spectrum_v1.0	Coffeeshop Animo
Batch number: Ice wine Cali	Date of aquisition: 2023-09-15	
Sample type: biomass	Date of processing: 2023-09-16	
SFP id: V5424	Date of approval: /	
Sample received date: 2023-09-15	Remarks: /	
Remarks: /		



Total THC %	20.97
Total CBD %	0.12
Total CBG %	1.21
Total cannabinoids %	22.77
Total terpenes %	1.39

Effects Hexagon



Cannabinoids

Short	Substance name	Assay	Unit	M.U.
CBDV	Cannabidivarin	ND	w/w %	ND
THCV	Tetrahydrocannabivarin	0.12	w/w %	0.05
CBL	Cannabicyclol	ND	w/w %	ND
CBD	Cannabidiol	0.12	w/w %	0.05
CBC	Cannabichromene	0.24	w/w %	0.07
iso-THC	Δ 8-iso-Tetrahydrocannabinol	ND	w/w %	ND
RT14.42	RT_14.42 M=330	ND	w/w %	ND
RT14.31	RT_14.31_M_314	ND	w/w %	ND
CBE	Cannabielsoin	ND	w/w %	ND
Δ 8-THC	Δ 8-tetrahydrocannabinol	ND	w/w %	ND
Δ 9-THC	Δ 9-tetrahydrocannabinol	20.97	w/w %	2.73
CBG	Cannabigerol	1.21	w/w %	0.18
CBN	Cannabinol	0.11	w/w %	0.04

Method of Analysis: GC-FID (Gas Chromatography with Flame Ionization Detection). The determined measurement uncertainty (M. U.) is always given in the same unit as specified result. LOQ = Values below quantification limit of 0.02 % (respectively 200 mg/kg). ND = Not Detected - below detection limit (lower than 0.01 % respectively 100 mg/kg).

Main terpenes

Short	Substance name	Assay	Unit	M.U.
APINE	alpha-Pinene	0.02	w/w %	0.01
CAMP	Camphene	ND	w/w %	ND
SABI	Sabinen	ND	w/w %	ND
BPINE	beta-Pinene	0.04	w/w %	0.01
MYRC	Myrcene	0.14	w/w %	0.06
PHELA	alpha-Phellandrene	ND	w/w %	ND
LIMON	D-Limonene	0.18	w/w %	0.07
EUCA	Eucalyptol	ND	w/w %	ND
BOCIM	beta-Ocimene	ND	w/w %	ND
GTERP	gamma-Terpinene	ND	w/w %	ND
TERPI	Terpinolene	ND	w/w %	ND
LINAL	Linalool	0.10	w/w %	0.04
BORN	Borneol	ND	w/w %	ND
ATERP	alpha-Terpineol	0.03	w/w %	0.01
GERA	Geraniol	ND	w/w %	ND
EUGEN	Eugenol	ND	w/w %	ND
BCARY	beta-Caryophyllene	0.57	w/w %	0.09
HUMU	alpha-Humulene	0.17	w/w %	0.07
VALEN	Valencene	ND	w/w %	ND
CAROO	Caryophyllene oxide	0.02	w/w %	0.01

Method of Analysis: GC-FID (Gas Chromatography with Flame Ionization Detection). The determined measurement uncertainty (M. U.) is always given in the same unit as specified result. LOQ = Values below quantification limit of 0.02 % (respectively 200 mg/kg). ND = Not Detected - below detection limit (lower than 0.01 % respectively 100 mg/kg).

Other Terpenes assay results

Short	Substance name	Assay	Unit	M.U.
TEROL	γ -Terpineol	ND	w/w %	ND
ZBOC	(Z)-beta-Ocimene	ND	w/w %	ND
CITRN	Citronellal	ND	w/w %	ND
CAMPH	Camphor	ND	w/w %	ND
MENTH	Menthone	ND	w/w %	ND
CITOL	Citronellol	ND	w/w %	ND
NEROL	Nerol	ND	w/w %	ND
PULEG	Pulegone	ND	w/w %	ND
DCARV	d-Carvone	ND	w/w %	ND
CNER	cis-Nerolidol	ND	w/w %	ND
TNER	trans-Nerolidol	0.03	w/w %	0.01
GUAOL	Guaiol	ND	w/w %	ND
LEVO	alpha-Bisabolol	0.08	w/w %	0.03

Method of Analysis: GC-FID (Gas Chromatography with Flame Ionization Detection). The determined measurement uncertainty (M. U.) is always given in the same unit as specified result. LOQ = Values below quantification limit of 0.02 % (respectively 200 mg/kg). ND = Not Detected - below detection limit (lower than 0.01 % respectively 100 mg/kg).

This certificate was autogenerated after approval.

